
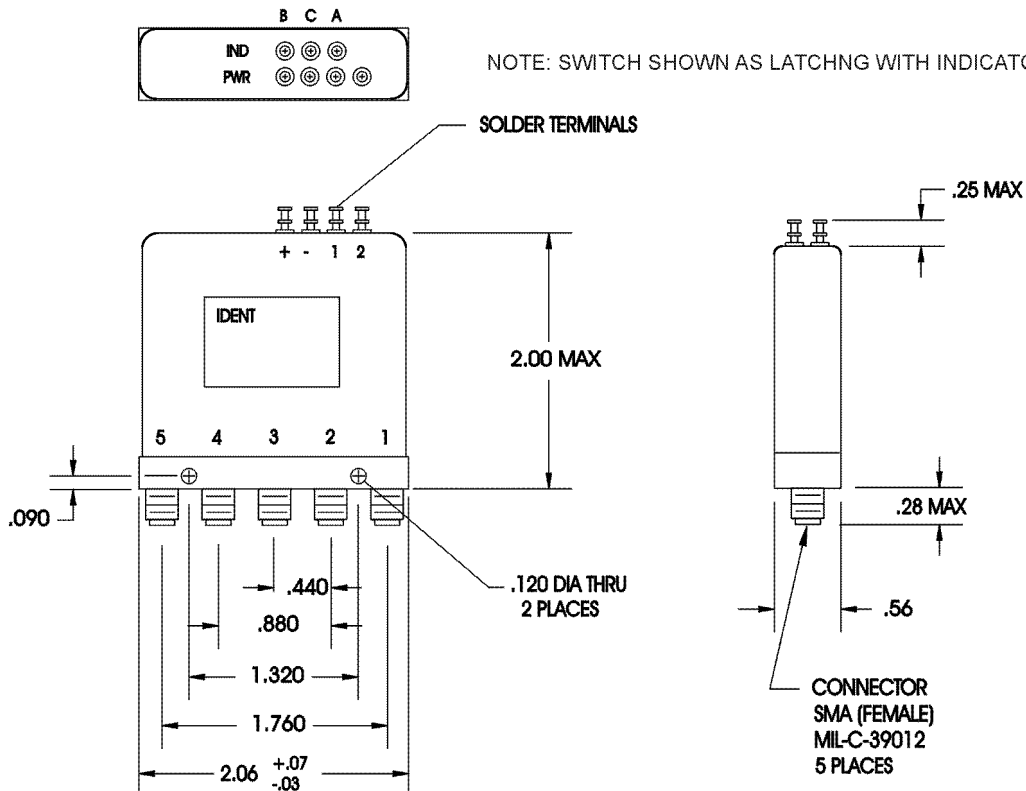


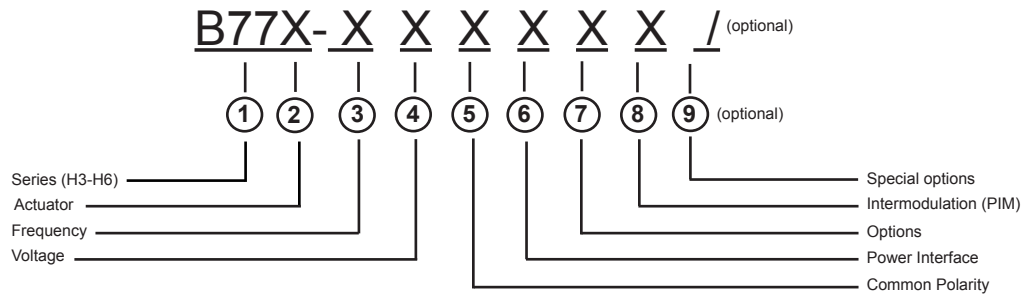
B77 SERIES SPDT - 5 PORT DC - 26.5 GHz DP3T



FREQUENCY: GHz	DC - 2.0	2.0 - 4.0	4.0 - 8.0	8.0 - 12.4	12.4 - 18.0	18.0 - 26.5
VSWR (MAX.)	1.20:1	1.25:1	1.30:1	1.40:1	1.50:1	1.70:1
INSERTION LOSS (MAX.)	0.20	0.25	0.30	0.40	0.50	0.70
ISOLATION (MIN.)	90	80	80	70	60	50
IMPEDANCE	50 Ohms					
MECHANICAL						
CONTACT : BREAK BEFORE MAKE						
ACTUATOR : FAILSAFE, LATCHING, MOMENTARY						
SWITCHING SPEED : 20 mSEC MAX.						
ELECTRICAL						
ACTUATOR VOLTAGE : 28.0, 12.0, 15.0, 24.0 Vdc						
ACTUATOR CURRENT : CONTACT CEI						
POWER HANDLING : 200 WCW @ 1.0 GHz (STANDARD)						
300 WCW @ 1.0 GHz (OPT. /P)						
ENVIRONMENTAL						
OPERATING TEMP : -30 DEG. C TO 80 DEG. C (STANDARD)						
: -54 DEG. C TO 90 DEG. C (OPT. /MS)						
SHOCK : 50 G's (SAWTOOTH)						
RANDOM VIBRATION : 15 G's ms (NON-OPERATING)						
LIFE : 1,000,000 CYCLES						
FINISH						
RF CAVITY : ALUMINUM ELECTROLESS NICKEL PLATED						
PER MIL-C-26074, CLASS 4						
(EXCEPT LOW OR ULTRA LOW IM MODELS)						
ENCLOSURE : ALUMINUM, BLUE						
CONTACT : BERYLLIUM COPPER, GOLD PLATED						
PER MIL-G-45204						
CONNECTOR SHELL : CRES, PASSIVATED PER QQ-P-35 OR BRASS,						
ELECTROLESS NICKEL PLATED						
PER MIL-C-26074						
AVAILABLE OPTIONS						
INDICATOR CIRCUITRY : CUT OFF POWER CIRCUIT						
SUPPRESSION DIODE : D'SUB MINIATURE SERIES						
TTL LOGIC : MS CONNECTOR OR EQUIV. (MIL-SPEC)						
LOW, ULTRA LOW, AND SUPERIOR INTERMODULATION (IM)						



B77 SERIES PART NUMBER & ORDERING INFORMATION

**1 - Switch Series**

B77 SPDT 5-PORT DP3T

2 - Actuator

F	FAILSAFE	R	MOMENTARY
G	FAILSAFE WITH SUPPRESSION DIODE	S	MOMENTARY WITH SUPPRESSION DIODE
H	FAILSAFE WITH INDICATOR	T	MOMENTARY WITH INDICATOR
J	FAILSAFE WITH SUPPRESSION DIODE AND INDICATOR	U	MOMENTARY WITH SUPPRESSION DIODE AND INDICATOR
L	LATCHING	Y	OTHER (SPECIFY)
M	LATCHING WITH SUPPRESSION DIODE		
N	LATCHING WITH INDICATOR		
P	LATCHING WITH SUPPRESSION DIODE AND INDICATOR		

3 - Frequency Bandwidth

1	DC - 13.0 GHz	6	DC - 6.0 GHz
2	DC - 2.0 GHz	7	DC - 26.5 GHz
3	DC - 12.4 GHz	8	DC - 20.0 GHz
4	DC - 4.0 GHz	0	OTHER (SPECIFY)
5	DC - 18.0 GHz		

4 - Voltage

1	10 - 14 Vdc (12.0 NOMINAL)	4	24 - 32 Vdc (28.0 NOMINAL)
2	13 - 18 Vdc (15.0 NOMINAL)	5	OTHER
3	20 - 30 Vdc (24.0 NOMINAL)	0	NOT REQUIRED

5 - Common Polarity

1	POSITIVE (+) COMMON
2	NEGATIVE (-) OR RETURN Vdc COMMON
0	NOT REQUIRED

6 - Power Interface

1	SOLDER TERMINAL (TOP OF SWITCH)	5	D' SUB MINIATURE SERIES (TOP OF SWITCH)
		8	OTHER

7 - Options

1	CUT OFF POWER CIRCUIT (LATCHING ONLY)	8	OTHER (SPECIFY)
2	TTL LOGIC	9	CUSTOM (ORDER)
3	CUT OFF PWR CIRCUIT & TTL LOGIC (LATCHING ONLY)	0	NO OTHER OPTIONS REQUIRED
4	BCD TTL DECODER		

8 - Intermodulation

7	LOW PASSIVE INTERMODULATION	9	ULTRA LOW PASSIVE INTERMODULATION
8	SUPERIOR PASSIVE INTERMODULATION	0	STANDARD SWITCH

9 - Special Options (optional - leave blank if not required)

/P	HIGH TEMP, HIGH POWER CONNECTOR
/MS	EXTENDED TEMP RANGE -54 DEG C TO + 90 DEG
/MSP	HIGH TEMP, HIGH POWER CONNECTOR AND EXTENDED TEMP RANGE