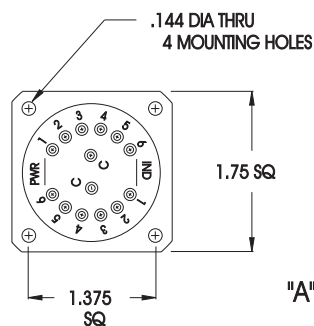
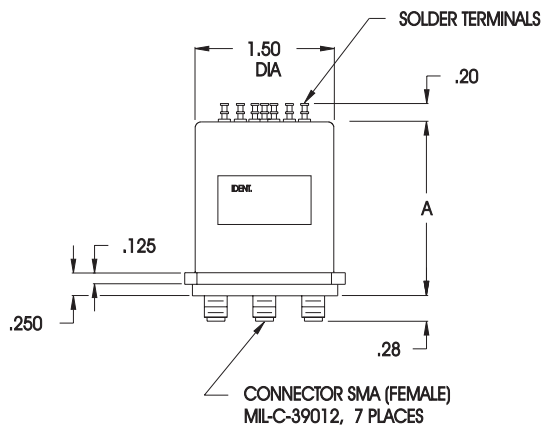


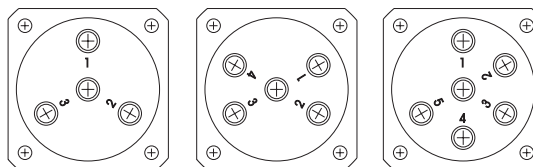
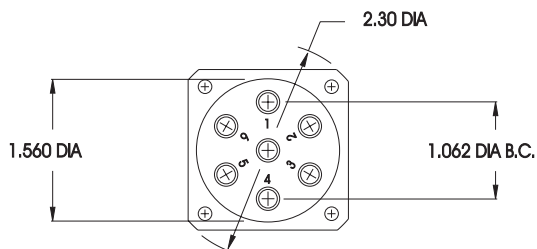
F3-F6 SERIES SP3T-SP6T DC - 26.5 GHz



FREQUENCY: GHz	DC - 2.0	2.0 - 4.0	4.0 - 8.0	8.0 - 12.4	12.4 - 18.0	18.0 - 26.5
VSWR (MAX.)	1.20:1	1.25:1	1.30:1	1.40:1	1.50:1	1.65:1
INSERTION LOSS (MAX.)	0.20	0.25	0.30	0.40	0.50	0.70
ISOLATION (MIN.)	90	80	80	70	60	50
IMPEDANCE	50 Ohms					
MECHANICAL						
CONTACT ACTUATOR SWITCHING SPEED	BREAK BEFORE MAKE MOMENTARY (NORMALLY OPEN) 20 mSEC MAX.					
ELECTRICAL						
ACTUATOR VOLTAGE ACTUATOR CURRENT POWER HANDLING	28.0, 12.0, 15.0, 24.0 Vdc CONTACT CEI 200 WCW @ 1.0 GHz (STANDARD) 300 WCW @ 1.0 GHz (OPT. /P)					
ENVIRONMENTAL						
OPERATING TEMP SHOCK RANDOM VIBRATION LIFE	-30 DEG. C TO 80 DEG. C (STANDARD) -54 DEG. C TO 90 DEG. C (OPT. /MS) 50 G's (SAWTOOTH) 15 G's rms (NON-OPERATING) 1,000,000 CYCLES					
FINISH						
RF CAVITY ENCLOSURE CONTACT CONNECTOR SHELL NOTE	ALUMINUM ELECTROLESS NICKEL PLATED PER MIL-C-26074, CLASS 4 (EXCEPT LOW OR ULTRA LOW IM MODELS) ALUMINUM, BLUE OR BLACK BERYLLIUM COPPER, GOLD PLATED PER MIL-G-45204 CRES, PASSIVATED PER QQ-P-35 OR BRASS, ELECTROLESS NICKEL PLATED PER MIL-C-26074 FINISH MAY VARY FOR /MS VERSION					
AVAILABLE OPTIONS						
INDICATOR CIRCUITRY SUPPRESSION DIODE TTL LOGIC LOW, ULTRA LOW, AND SUPERIOR INTERMODULATION (IM)	CUSTOM DESIGNS MS CONNECTOR OR EQUIV. (MIL-SPEC)					

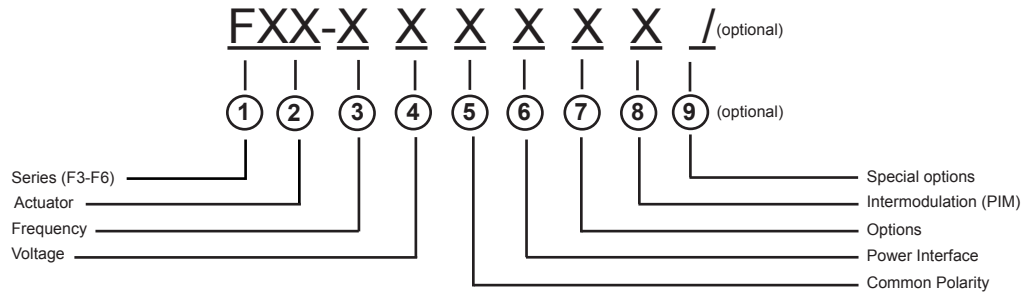


W/INDICATOR & TTL LOGIC = 2.15
W/INDICATOR ONLY = 2.15
W/TTL LOGIC ONLY = 1.80
W/NO OPTIONS = 1.80
CUSTOM HEIGHT AVAILABLE CONTACT CEI



F3-F6

F3-F6 SERIES PART NUMBER & ORDERING INFORMATION

**1 - Switch Series**

F3	SP3T SMA
F4	SP4T SMA
F5	SP5T SMA
F6	SP6T SMA

2 - Actuator

R	MOMENTARY
S	MOMENTARY WITH SUPPRESSION DIODE
T	MOMENTARY WITH INDICATOR
U	MOMENTARY WITH SUPPRESSION DIODE AND INDICATOR
Y	OTHER (SPECIFY)

3 - Frequency Bandwidth

1	DC - 13.0 GHz	6	DC - 6.0 GHz
2	DC - 2.0 GHz	7	DC - 26.5 GHz
3	DC - 12.4 GHz	8	DC - 20.0 GHz
4	DC - 4.0 GHz	0	OTHER (SPECIFY)
5	DC - 18.0 GHz		

4 - Voltage

1	10 - 14 Vdc (12.0 NOMINAL)	4	24 - 32 Vdc (28.0 NOMINAL)
2	13 - 18 Vdc (15.0 NOMINAL)	5	OTHER
3	20 - 30 Vdc (24.0 NOMINAL)	0	NOT REQUIRED

5 - Common Polarity

1	POSITIVE (+) COMMON
2	NEGATIVE (-) OR RETURN Vdc COMMON
0	NOT REQUIRED

6 - Power Interface

1	SOLDER TERMINAL (TOP OF SWITCH)	5	D' SUB MINIATURE SERIES (TOP OF SWITCH)
3	CONN MS3112E-XX-XXP OR EQUIV. (TOP OF SWITCH)	8	MICRO D'SUB SERIES (TOP OF SWITCH)

7 - Options

2	TTL LOGIC	8	OTHER (SPECIFY)
4	BCD TTL DECODER	9	CUSTOM (ORDER)
		0	NO OTHER OPTIONS REQUIRED

8 - Intermodulation

7	LOW PASSIVE INTERMODULATION	9	ULTRA LOW PASSIVE INTERMODULATION
8	SUPERIOR PASSIVE INTERMODULATION	0	STANDARD SWITCH

9 - Special Options (optional - leave blank if not required)

/P	HIGH TEMP, HIGH POWER CONNECTOR
/MS	EXTENDED TEMP RANGE -54 DEG C TO + 90 DEG
/MSP	HIGH TEMP, HIGH POWER CONNECTOR AND EXTENDED TEMP RANGE