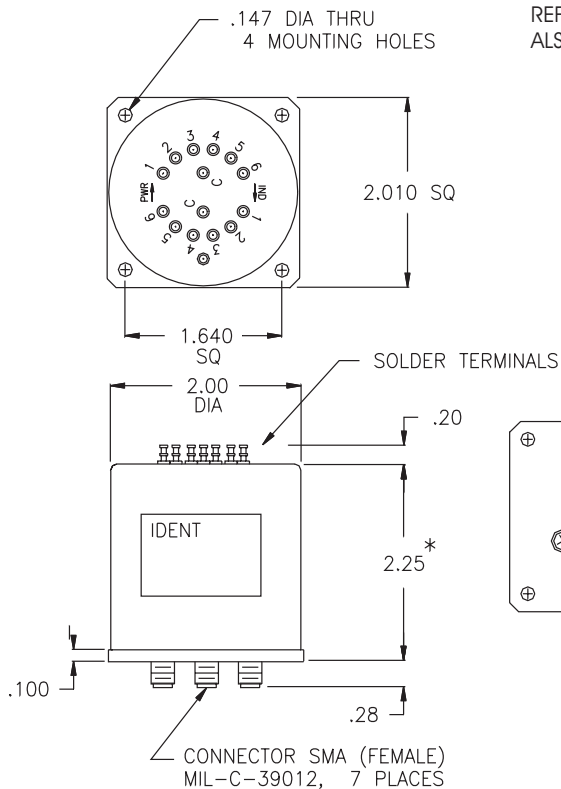


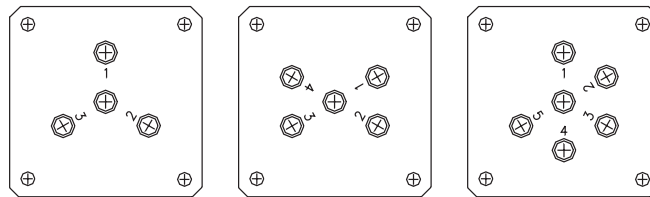
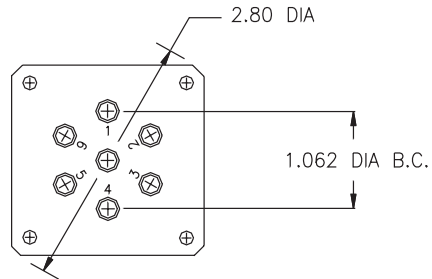
# H3 - H6 SERIES SP3T - SP6T DC - 26.5 GHz



<b>FREQUENCY:</b> GHz	DC - 2.0	2.0 - 4.0	4.0 - 8.0	8.0 - 12.4	12.4 - 18.0	18.0 - 26.5
<b>VSWR (MAX.)</b>	1.20:1	1.25:1	1.30:1	1.40:1	1.50:1	1.65:1
<b>INSERTION LOSS (MAX.)</b>	0.20	0.25	0.30	0.40	0.50	0.70
<b>ISOLATION (MIN.)</b>	90	80	80	70	60	50
<b>IMPEDANCE</b>	50 Ohms					
<b>MECHANICAL</b>						
CONTACT	:	BREAK BEFORE MAKE				
ACTUATOR	:	FAILSAFE, LATCHING, MOMENTARY				
SWITCHING SPEED	:	20 mSEC MAX.				
<b>ELECTRICAL</b>						
ACTUATOR VOLTAGE	:	28.0, 12.0, 15.0, 24.0 Vdc				
ACTUATOR CURRENT	:	CONTACT CEI				
POWER HANDLING	:	200 WCW @ 1.0 GHz (STANDARD) 300 WCW @ 1.0 GHz (OPT. /P)				
<b>ENVIRONMENTAL</b>						
OPERATING TEMP	:	-30 DEG. C TO 80 DEG. C (STANDARD) -54 DEG. C TO 90 DEG. C (OPT. /MS)				
SHOCK	:	50 G's (SAWTOOTH)				
RANDOM VIBRATION	:	15 G's rms (NON-OPERATING)				
LIFE	:	1,000,000 CYCLES				
<b>FINISH</b>						
RF CAVITY	:	ALUMINUM ELECTROLESS NICKEL PLATED PER MIL-C-26074, CLASS 4 (EXCEPT LOW OR ULTRA LOW IM MODELS)				
ENCLOSURE	:	ALUMINUM, BLUE OR BLACK				
CONTACT	:	BERYLLIUM COPPER, GOLD PLATED PER MIL-G-45204				
CONNECTOR SHELL	:	CRES, PASSIVATED PER QQ-P-35 OR BRASS, ELECTROLESS NICKEL PLATED PER MIL-C-26074				
NOTE	:	FINISH MAY VARY FOR /MS VERSION				
<b>AVAILABLE OPTIONS</b>						
INDICATOR CIRCUITRY	:	CUT OFF POWER CIRCUIT				
SUPPRESSION DIODE	:	D'SUB MINIATURE SERIES				
TTL LOGIC	:	MS CONNECTOR OR EQUIV. (MIL-SPEC)				
BCD TTL DECODER	:	LOW, ULTRA, AND SUP INTERMODULATION (IM)				



REFERENCE FOR DIMENSIONS ONLY  
ALSO AVAILABLE WITH A D'SUB OR MS CONECTOR



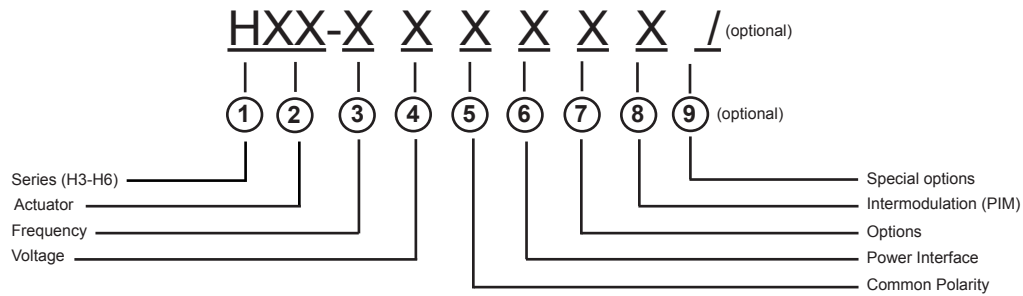
H3

H4

H5

\* SWITCH WITH TTL LOGIC OR PWR.CONNECTOR  
THIS DIMENSION TO BE 2.60 MAXIMUM.

## H3-H6 SERIES PART NUMBER &amp; ORDERING INFORMATION

**1 - Switch Series**

H3	SP3T SMA
H4	SP4T SMA
H5	SP5T SMA
H6	SP6T SMA

**2 - Actuator**

F	FAILSAFE	R	MOMENTARY
G	FAILSAFE WITH SUPPRESSION DIODE	S	MOMENTARY WITH SUPPRESSION DIODE
H	FAILSAFE WITH INDICATOR	T	MOMENTARY WITH INDICATOR
J	FAILSAFE WITH SUPPRESSION DIODE AND INDICATOR	U	MOMENTARY WITH SUPPRESSION DIODE AND INDICATOR
L	LATCHING	Y	OTHER (SPECIFY)
M	LATCHING WITH SUPPRESSION DIODE		
N	LATCHING WITH INDICATOR		
P	LATCHING WITH SUPPRESSION DIODE AND INDICATOR		

**3 - Frequency Bandwidth**

1	DC - 13.0 GHz	6	DC - 6.0 GHz
2	DC - 2.0 GHz	7	DC - 26.5 GHz
3	DC - 12.4 GHz	8	DC - 20.0 GHz
4	DC - 4.0 GHz	0	OTHER (SPECIFY)
5	DC - 18.0 GHz		

**4 - Voltage**

1	10 - 14 Vdc (12.0 NOMINAL)	4	24 - 32 Vdc (28.0 NOMINAL)
2	13 - 18 Vdc (15.0 NOMINAL)	5	OTHER
3	20 - 30 Vdc (24.0 NOMINAL)	0	NOT REQUIRED

**5 - Common Polarity**

1	POSITIVE (+) COMMON
2	NEGATIVE (-) OR RETURN Vdc COMMON
0	NOT REQUIRED

**6 - Power Interface**

1	SOLDER TERMINAL (TOP OF SWITCH)	5	D' SUB MINIATURE SERIES (TOP OF SWITCH)
3	CONN MS3112E-XX-XXP OR EQUIV. (TOP OF SWITCH)	8	OTHER

**7 - Options**

1	CUT OFF POWER CIRCUIT (LATCHING ONLY)	8	OTHER (SPECIFY)
2	TTL LOGIC	9	CUSTOM (ORDER)
3	CUT OFF PWR CIRCUIT & TTL LOGIC (LATCHING ONLY)	0	NO OTHER OPTIONS REQUIRED
4	BCD TTL DECODER (NOT AVAILABLE WITH OPTION /MS)		

**8 - Intermodulation**

7	LOW PASSIVE INTERMODULATION	9	ULTRA LOW PASSIVE INTERMODULATION
8	SUPERIOR PASSIVE INTERMODULATION	0	STANDARD SWITCH

**9 - Special Options (optional - leave blank if not required)**

/P	HIGH TEMP, HIGH POWER CONNECTOR
/MS	EXTENDED TEMP RANGE -54 DEG C TO + 90 DEG
/MSP	HIGH TEMP, HIGH POWER CONNECTOR AND EXTENDED TEMP RANGE

**CHARTER ENGINEERING, INC.**INTERNET: <http://www.ceiswitches.com>EMAIL: [sales@ceiswitches.com](mailto:sales@ceiswitches.com)